

K&N Applications for 33-2239 Replacement Air Filter



2008 MINI COOPER 1.6L L4 F/I - US, Convertible, w/Auto Trans.

2007 MINI COOPER 1.6L L4 F/I - US, Convertible, w/Auto Trans.

2006 MINI ONE D 1.4L L4 DSL - All

2006 MINI COOPER 1.6L L4 F/I - w/Auto Trans.

2006 MINI COOPER 1.4L L4 F/I - All

2005 MINI ONE D 1.4L L4 DSL - All

2005 MINI COOPER 1.6L L4 F/I - US, w/Auto Trans.

2005 MINI COOPER 1.4L L4 F/I - All

2004 MINI ONE D 1.4L L4 DSL - All

2004 MINI ONE 1.6L L4 F/I - to 7/04

2004 MINI COOPER 1.6L L4 F/I - to 7/04, US, from 8/04, w/Auto Trans.

2004 MINI COOPER 1.6L L4 F/I - to 7/04

2004 MINI COOPER 1.4L L4 F/I - All

2003 MINI ONE D 1.4L L4 DSL - All

2003 MINI ONE 1.6L L4 F/I - All

2003 MINI COOPER 1.6L L4 F/I - All

2003 MINI COOPER 1.4L L4 F/I - All

2002 MINI ONE 1.6L L4 F/I - All

2002 MINI COOPER 1.6L L4 F/I - All

2001 MINI ONE 1.6L L4 F/I - All

2001 MINI COOPER 1.6L L4 F/I - All

2000 MINI COOPER 1.6L L4 F/I - All

K&N 33-2239, Replacement Air Filter

K&N's replacement air filters are designed to increase horsepower and acceleration while providing excellent filtration. We make over 1,200 different replacement air filters for virtually every vehicle on the road. These filters are washable and reusable and are custom designed to fit into your existing factory air box. Their drop-in design means adding performance is simple. With most vehicles you simply remove the



disposable air filter and replace it with a K&N. See applicable instruction sheet for details. Our stock replacement air filters for street vehicles are covered by our famous K&N Million-Mile Limited Warranty™ and will be **THE LAST AIR FILTER YOUR VEHICLE WILL EVER NEED.**

- Designed to boost horsepower and rate of acceleration
- Can be cleaned and used again
- High air flow with exceptional filtration
- Lasts up to 50,000 miles before cleaning is required depending on driving conditions
- Works with original equipment manufacturer vehicle electronics
- Emissions legal in all 50 US states
- Will NOT void vehicle warranty
- Million Mile Limited Warranty®

Product Specifications:

Air Filter Shape	Panel
Filter Material	Cotton Gauze
Filter Re-Oiling Amount	0.81 oz (24 ml)
Height	0.875 in (22 mm)
Outside Length	8.438 in (214 mm)
Outside Width	6.375 in (162 mm)
Package Contents	1 Air Filter
Package Quantity	1
Product Box Height	9.69 in (246 mm)
Product Box Length	7.72 in (196 mm)
Product Box Width	1.75 in (44 mm)
Product Style	Panel Air Filter
Weight	0.8 lb (0.3 kg)



Installation Instructions

Part Number 33-2239

This filter fits:

See current catalog for current listings

FREE K&N DECAL** To register your warranty, please see us online at knfilters.com/register. **FREE K&N DECAL

Congratulations, you have purchased the finest air filter that money can buy. With proper care, this filter will last 1 million miles or more. This filter is a direct replacement for the stock air filter, and no modifications will be required. However the following procedure **MUST** be followed to ensure a proper fit and seal of the K&N Air Filter.

Tools Required:

¼" Drive Ratchet
¼ " Drive Extension
¼" Socket

5/16" Socket
Small Flat Blade Screwdriver

Installation

1. Remove the hose clamp on the air box with a flat blade screwdriver (see Fig 1a and 1b). Disconnect the tube from the airbox lid (Fig. 2).
2. Unfasten the two screws (Fig. 3) that hold the airbox lid to the airbox base with a 5/16 socket and remove the lid from the vehicle.
3. Remove the stock air filter from the airbox base.
4. With a damp rag wipe off any dirt or grease from the inside of the airbox. The airbox must be clean and dry so the gasket will stick to the lid.
5. Install the self-adhering gasket to the airbox lid. (Fig. 4)
6. Install the K&N Air Filter into the airbox base.
7. Re-install the airbox lid and fasten the two screws.
8. Re-install the air intake tube, with the supplied hose clamp (Fig. 5), onto the airbox lid and tighten the hose clamp.

THESE INSTRUCTIONS MUST BE FOLLOWED EVERY TIME THE FILTER IS SERVICED, OTHERWISE THE FILTER MAY NOT SEAL, AND DAMAGE TO THE ENGINE COULD RESULT.




Fig. 1a




Fig. 1b




Fig. 2




Fig. 3



Fig. 4



Fig. 5